

CENTRAL OFFICE

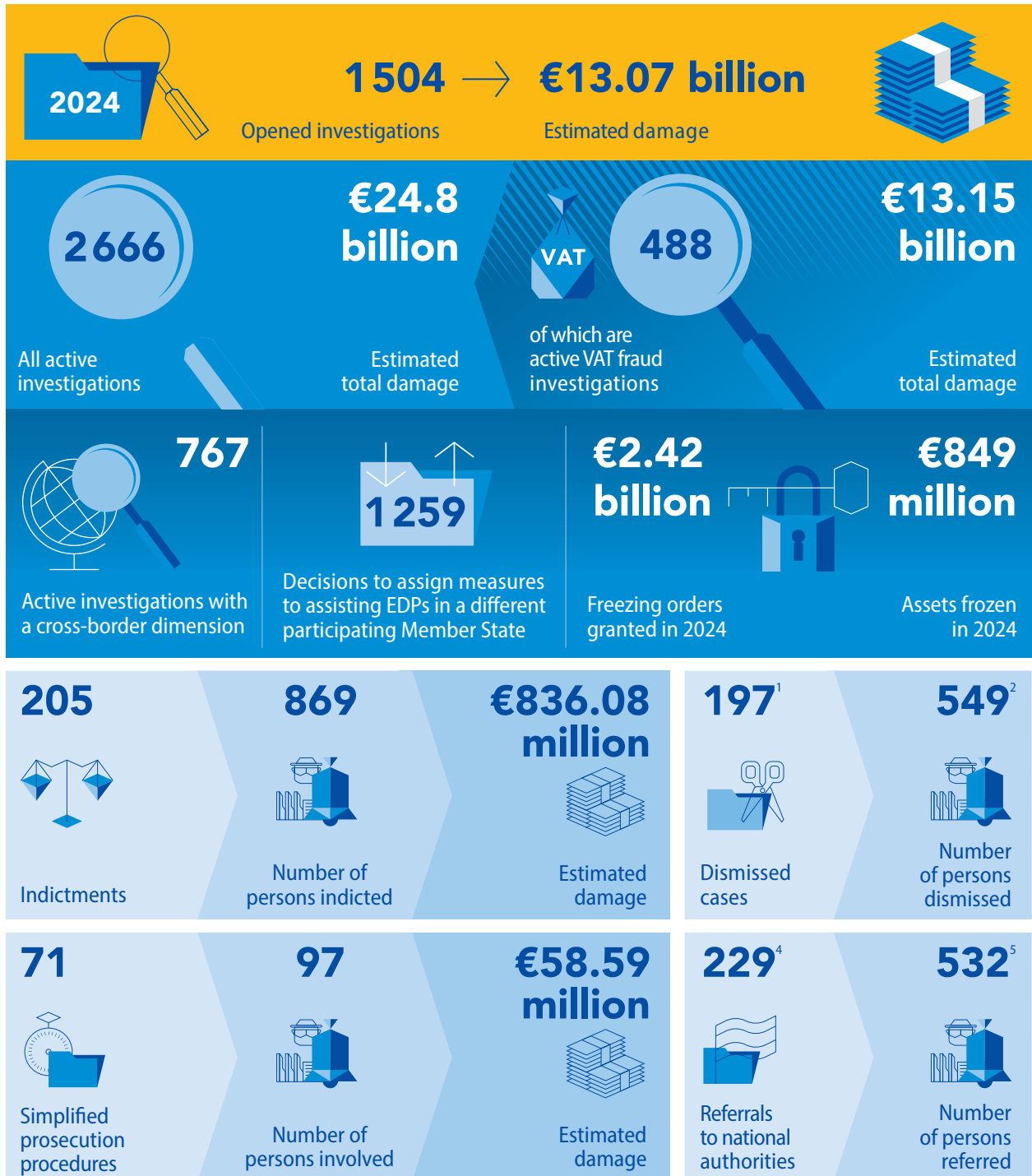


OPERATIONAL ACTIVITY

DATA VALID ON 31 DECEMBER 2024

European Delegated Prosecutors (Active): **166**

National European Delegated Prosecutors' Assistants (FTE): **180.8**



RECEIVED REPORTS/COMPLAINTS








From EU institutions, bodies, offices and agencies	113	From private parties	4 623³
From national authorities	1 760	Ex officio	51
TOTAL			6 547

JUDICIAL ACTIVITY IN CRIMINAL CASES

	Ongoing cases in the trial phase	309
	Number of first court decisions	118
	Number of appeals against first court decisions	5
	Number of ongoing cases in the appeal phase	17
	Number of final court decisions	106
	Number of extraordinary legal remedies against court decisions	0
	Convictions	102
	Number of persons convicted	196
	Acquittals	4
	Number of persons acquitted	7

TYOLOGIES IDENTIFIED IN ACTIVE EPPO CASES

NUMBER OF INVESTIGATED OFFENCES BROKEN DOWN BY TYPE

	2 105		591		385
Non-procurement expenditure fraud	33.19%	Procurement expenditure fraud	9.32%	PIF crime-focused criminal organisation	6.07%
	480		1 287⁶		191
Non-VAT revenue fraud	7.57%	VAT revenue fraud	20.29%	Corruption	3.01%
	115		380		808
Misappropriation	1.81%	Money laundering	5.99%	Inextricably linked offence	12.74%

ACTIVE FUNDING FRAUD INVESTIGATIONS

BROKEN DOWN BY PROGRAMME

Agricultural and rural development programmes	428	Climate and environment programmes	9
Maritime and fisheries programmes	48	Recovery and resilience programmes	307
International cooperation programmes	19	Mobility and transport, energy and digitalisation programmes	13
Regional and urban development programmes	478	Asylum, migration and integration programmes	11
Education and culture-related programmes	36	Industry, entrepreneurship and SME programmes	11
Research and innovation programmes	31	Security and defence programmes	5
Employment, social cohesion, inclusion and values programmes	158	Other programmes/doubt cases	352